Multiple District F

As of October 2026 Cumulative

Year	New Clubs	Dropped Clubs	Gain/ Loss Clubs	New Members	Charter Members	Reinstate Members	Transfer Members	Total Member Added	Total Members Dropped	Gain/ Loss Members
2022-2023	1	11	-10	304	32	17	9	362	850	-488
2023-2024	6	5	1	269	194	93	22	578	518	60
2024-2025	8	7	1	457	158	210	11	836	852	-16
2025-2026	10	3	7	300	185	50	14	549	578	-29
2026-2027	1	0	1	107	20	35	2	164	143	21
Average	**5**	**5**	**0**	**287**	**118**	**81**	**12**	**498**	**588**	**-90**

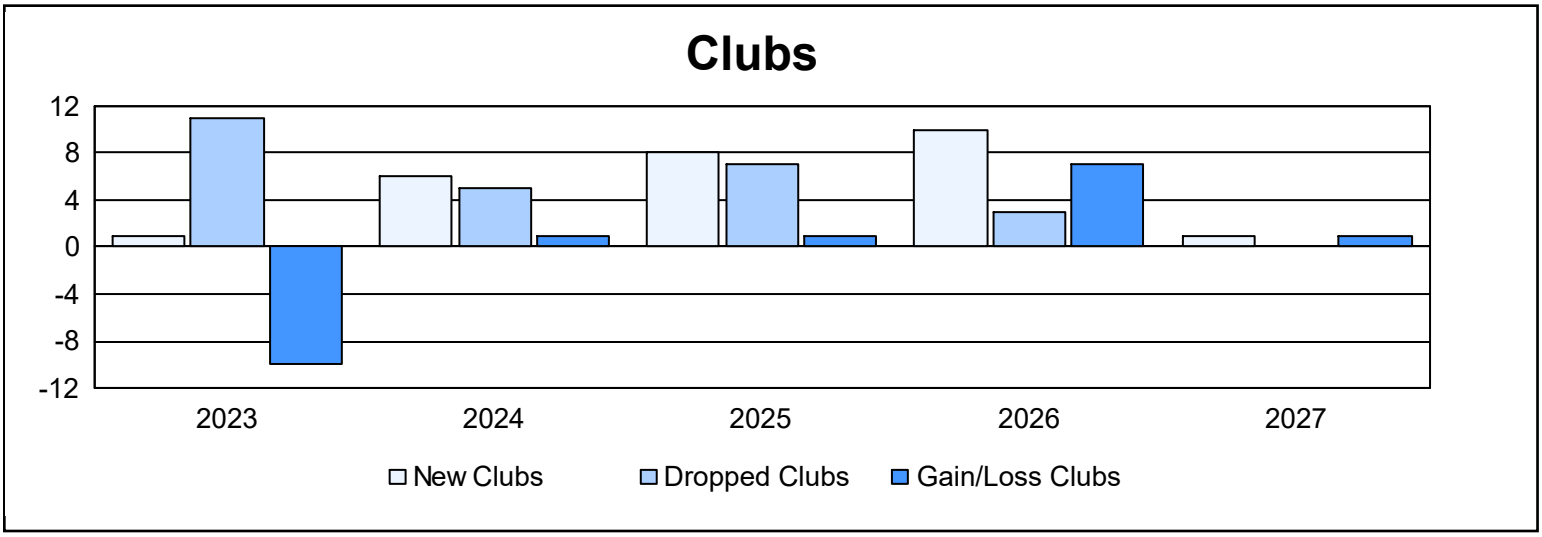

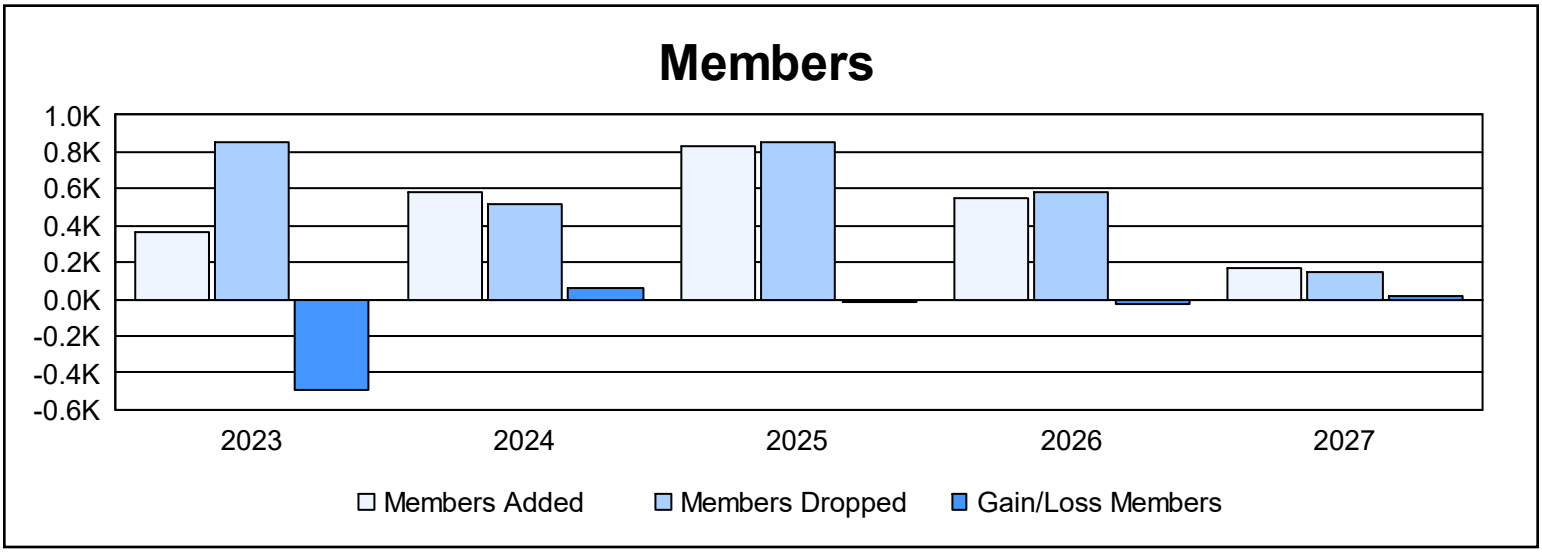

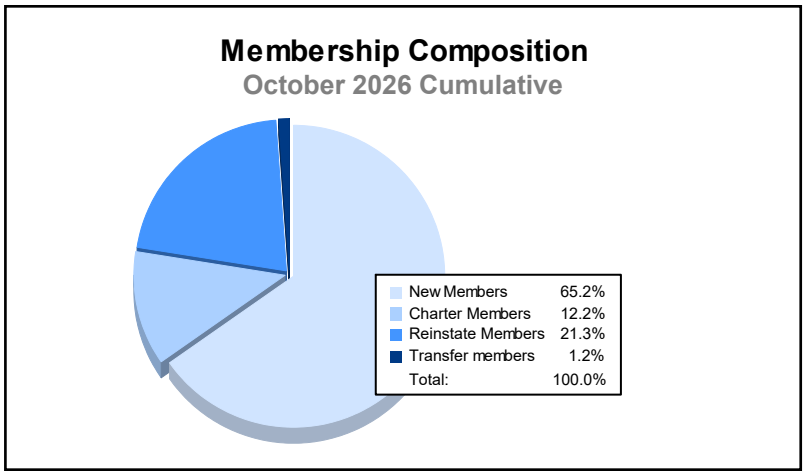
Membership Composition
October 2026 Cumulative
New Members 65.2%
Charter Members 12.2%
Reinstate Members 21.3%
Transfer members 1.2%
Total: 100.0%

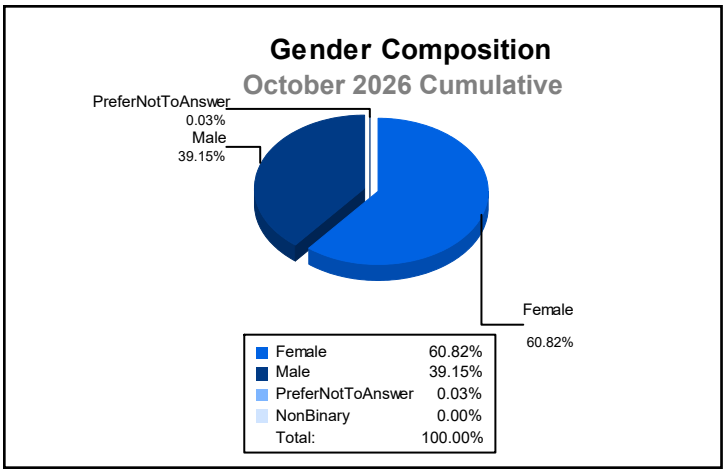
Gender Composition
October 2026 Cumulative
PreferNotToAnswer
0.03%
Male
39.15%
Female
60.82%
Female 60.82%
Male 39.15%
PreferNotToAnswer 0.03%
NonBinary 0.00%
Total: 100.00%